



**\*\*\*REDUCED\*\*\***  
**Shiloh**  
**Ballafesson Road**  
**Port Erin**  
**£299,950**



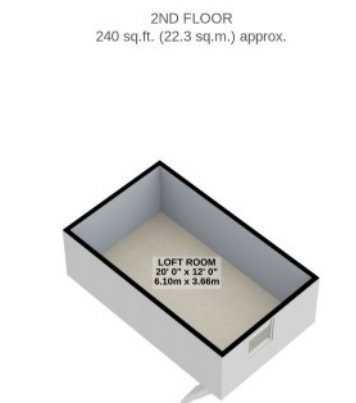
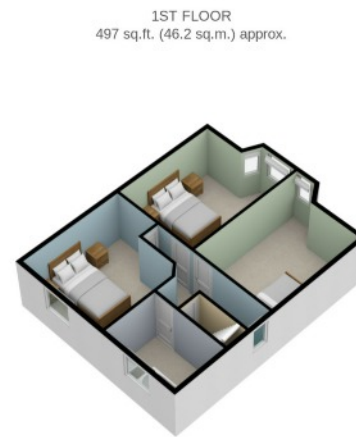
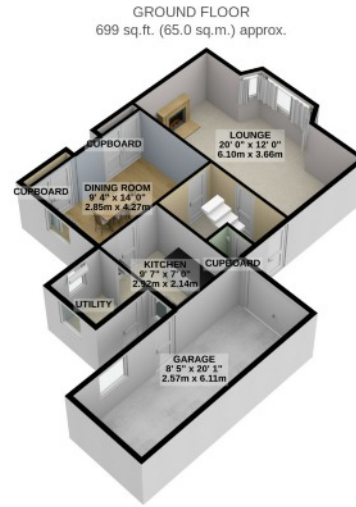
Beautiful Semi Detached House, Close To Local Shops,  
Schools & Amenities, With Distant Views Of Bradda Head.

Entrance Hall  
Large Lounge  
Dining Room  
Kitchen With Utility Area Leading To Enclosed Rear Low Maintenance Garden  
4 Double bedrooms  
Family Bathroom  
uPVC Double Glazing  
Oil Central Heating  
Lawned Front Garden & Off Road Parking

**\*\*\*\*\*Viewing's Highly Recommended\*\*\*\*\***

**Directions:** Travelling into Port Erin along Castletown Road, take the right turning onto Ballafesson Road, and Shiloh can be found a short distance along on the right hand side.

Rateable Value £120. Rates Payable £935.40 2020/21 (including water)



TOTAL FLOOR AREA : 1436 sq.ft. (133.4 sq.m.) approx.

For illustrative purposes only. Decorative finishes, fixtures, fittings and furnishings do not represent the current state of the property. Measurements are approximate. Not to scale.  
Made with Metropix © 2020